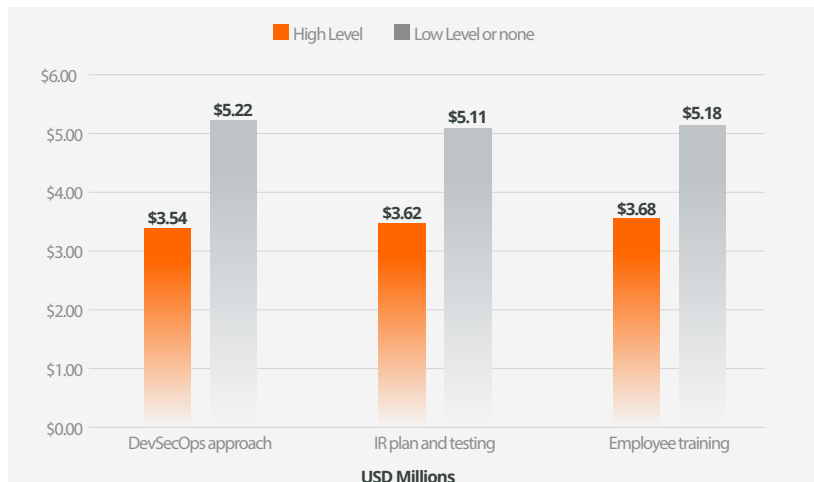




# Data Breach Costs

## TOTAL COST OF A DATA BREACH WITH HIGH AND LOW LEVELS OF ADHERENCE TO VARIOUS MITIGATION STRATEGIES



**\$1.68 million or 38.4%**

The difference between organizations with high and low levels of a DevSecOps approach.

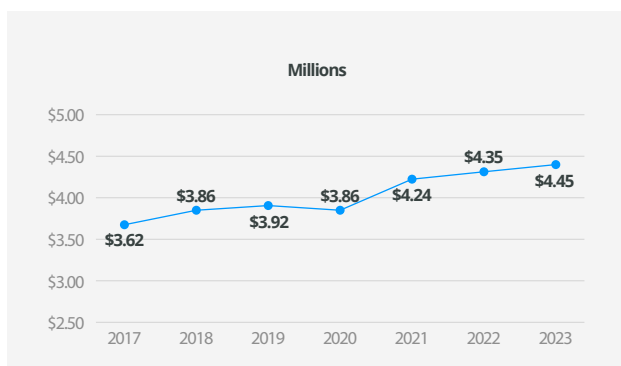
**\$1.49 million or 34.1%**

The difference between high and little to no IR planning and testing.

**\$1.5 million or 33.9%**

The difference between high and low levels of employee training.

## TOTAL COST OF A DATA BREACH



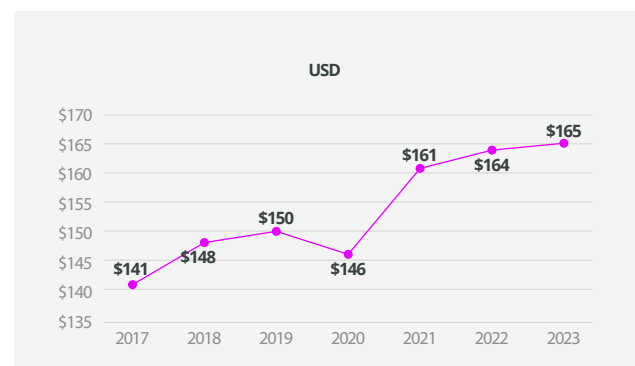
**\$4.45 million**

The average cost of a data breach.

**15.3%**

Is the percentage increase to the average total cost of a data breach.

## PER-RECORD COST OF A DATA BREACH



**\$165**

Per-record cost of a data breach - a new high.

**12.4%**

The percentage increase to the average cost of a data breach since 2017.

The following data is from the 2023 cost of a data breach report by IBM and the Ponemon institute.